


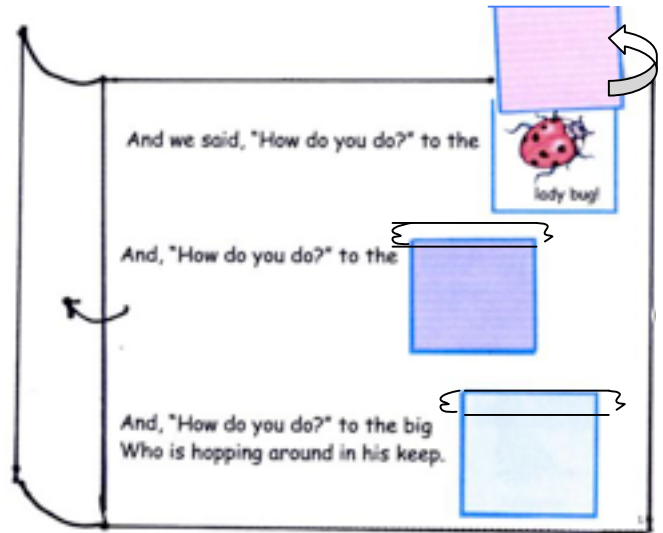
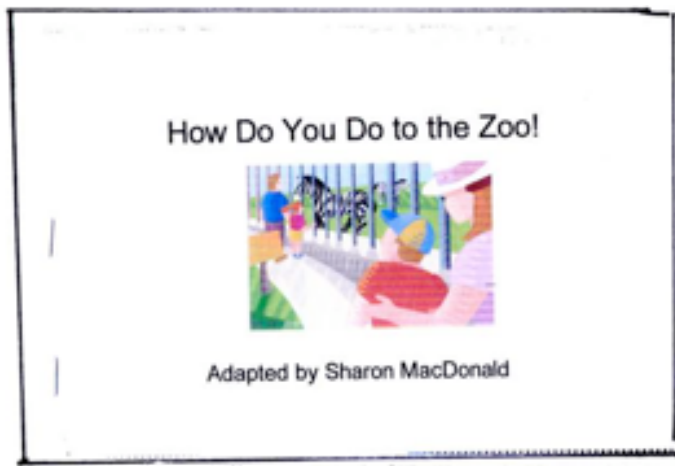
Little Book

Book 1: *How Do You Do to the Zoo!*


Lift-the-flap Directions

Cut the pages apart along the dotted lines. Staple the pages together to make the book. Cut out the colored boxes below. Use clear tape to tape them over the top of each picture window of the story. (Each box is labeled so you will know which picture to put them over.) The children lift the flaps to reveal the answers.


After the children have "read" the book in small group I send a copy home to the parents.




ladybug



sheep



kangaroo




hummingbird



bees




bears



elephant




hands



trunks



rose




nose




skunks



rattle snake



boa



zoo