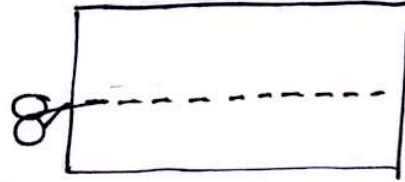
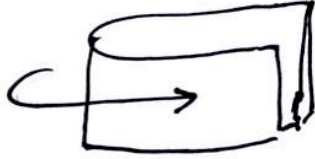
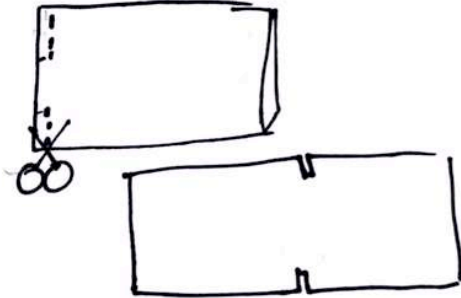


Slot Book

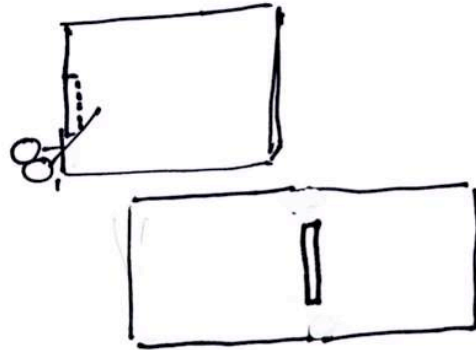
1. Copy the book back to front.
Cut the page apart following the dotted line. Fold the two 1/2 sheets of paper in half.



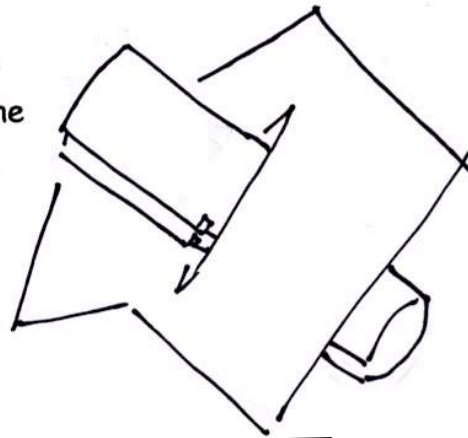
2. Pull the top title sheet out. Set it aside.
With the bottom sheet folded, cut two 1-1/4" slits on the fold following the dotted lines



3. Fold the title sheet of paper in half, then, cut a narrow "window" extending 1" from both edges of the paper, following the dotted lines.



4. Roll the first sheet and insert it in the window of the second sheet. Release the rolled page, adjust them in the window, and unfold them into a book.



5. Here is the four-panel book.

