

# Kazoo Toy Tote

Bag Contents: Cylinder, wax paper, construction paper, and a rubber band.

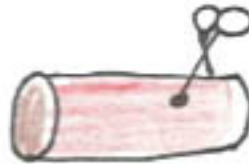
1. Make a kazoo.



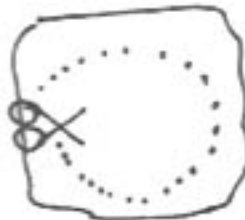
2. Cover the toilet paper cylinder with construction paper.




2. Make a hole in the cylinder with the pointed-end of a pair of scissors, about two inches from one end.



3. Cut the wax paper into a circle.



4. Cover the end near the hole with the wax-paper circle; hold it in place with the rubberband.



5. Have your child hum into the open end of the kazoo to make music.

